



COMUNE DI VILLAFRANCA PADOVANA
Piazza Marconi n°6, 35010, Villafranca Padovana (PD)



CONSORZIO DI BONIFICA BRENTA
Riva IV Novembre 15 - Cittadella (PD)

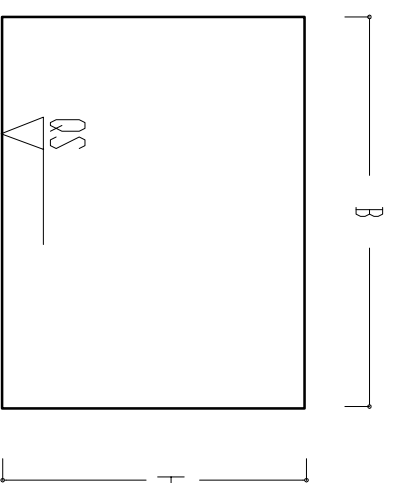
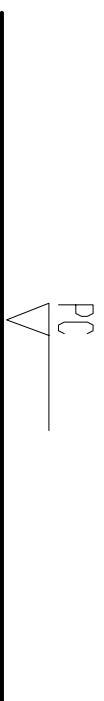
PIANO COMUNALE DELLE ACQUE

(CON PROGRAMMAZIONE DEGLI INTERVENTI)

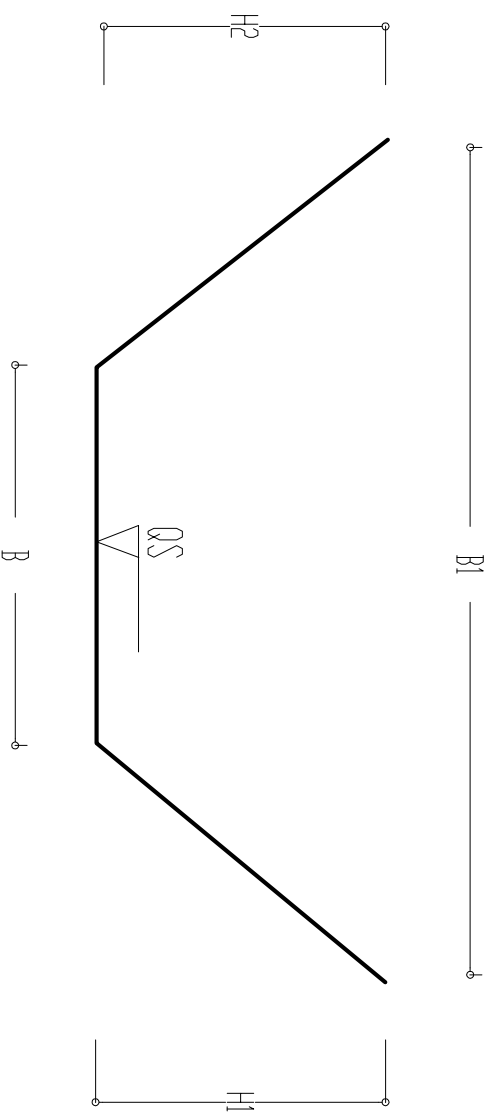
DI

VILLAFRANCA PADOVANA

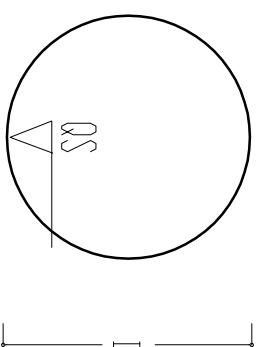
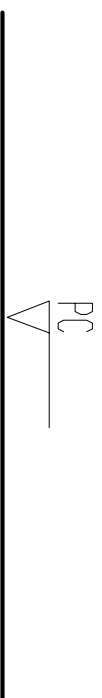
REVISIONE	DATA	MOTIVO	SCALA
01	09/2014	Prima Emissione	U.M.
			COD. ELAB. A8.D0C
TITOLO ELABORATO TABELLA SEZIONI (Rif. All. B3)			CODICE ELABORATO A8
ESEGUITO	VERIFICA TECNICA	VERIFICA SICUREZZA	APPROVATO
G.R.	G.R./G.Z.	G.R./G.Z.	G.Z.
			IL PROGETTISTA Giuliano Zen ingegnere sede legale: 31037 Loria TV - via Cantoni di Sotto 35/a tel. 0423470471 - fax 0423470471 C.F. ZNEGLN59L21C111V - P.I. 01886560265
			Riproduzione vietata - Legge n° 633 del 22/04/1941 e successivi aggiornamenti



PARAMETRI SEZIONE TIPO 1



PARAMETRI SEZIONE TIPO 2



PARAMETRI SEZIONE TIPO 3

NUM. PRDG.	TIPO SEZ.	PC (m s.r.)	QS (m s.r.)	B (cm)	B1 (cm)	D (cm)	H (cm)	H1 (cm)	H2 (cm)	VISTA DA	NOTA
001	1	25,42	23,04	200	-	-	200	-	-	est	
002	1	24,82	23,00	200	-	-	120	-	-	est	
003	1	25,15	22,95	200	-	-	150	-	-	est	
004	2	---	---	250	420	-	-	110	120	sud	
005	3	24,13	21,70	-	-	220	-	-	-	---	ASSIMILABILE
006	1	24,13	22,00	200	-	-	120	-	-	---	
007	2	---	---	100	450	-	-	210	200	est	
008	2	---	---	20	-	-	-	60	60	---	
009	2	---	21,90	40	-	-	-	180	170	est	
010	2	---	21,70	40	-	-	-	110	80	est	
011	2	---	21,15	180	800	-	-	280	310	norð	
012	1	24,15	22,20	200	-	-	170	-	-	sud	
013	2	---	---	250	380	-	-	150	150	norð	PENSILE RISPETTO P.C.
014	2	---	23,10	200	400	-	-	150	150	sud	
015	2	---	23,88	30	-	-	-	100	80	ovest	

NUM. PROG.	TIPO SEZ.	PC (m s.r.)	QS (m s.r.)	B (cm)	B1 (cm)	D (cm)	H (cm)	H1 (cm)	H2 (cm)	VISTA DA	NOTA
016	2	---	---	30	125	-	-	100	100	ovest	
017	2	---	---	40	160	-	-	60	70	ovest	
018	1	23,62	21,03	250	-	-	200	-	-	est	
019	1	23,95	21,98	220	-	-	160	-	-	ovest	
020	1	25,68	23,95	250	-	-	120	-	-	ovest	PENSILE RISPETTO P.C.
021	1	24,75	23,09	140	-	-	100	-	-	---	
022	2	---	---	60	160	-	-	80	80	---	
023	2	---	---	190	340	-	-	120	120	---	
024	2	---	---	220	-	-	-	100	90	est	
025	1	22,89	20,69	300	-	-	160	-	-	---	
026	2	---	---	250	580	-	-	180	220	ovest	
027	2	---	---	140	360	-	-	170	150	ovest	
028	1	22,96	21,34	200	-	-	110	-	-	ovest	
029	2	---	---	100	400	-	-	120	130	ovest	
030	2	---	---	220	630	-	-	295	120	ovest	

NUM. PRDG.	TIPO SEZ.	PC (m s.r.)	QS (m s.r.)	B (cm)	B1 (cm)	D (cm)	H (cm)	H1 (cm)	H2 (cm)	VI STA DA	NOTA
031	1	22,68	20,58	250	-	-	120	-	-	----	----
032	2	---	20,15	200	-	-	-	160	290	----	----
033	2	---	19,80	80	250	-	-	150	150	est	est
034	2	---	19,60	300	-	-	-	190	190	----	----
035	1	22,35	19,85	250	-	-	200	-	-	----	----
036	2	---	---	60	-	-	-	80	80	----	----
037	2	---	---	30	-	-	-	70	80	ovest	ovest
038	2	---	---	50	-	-	-	95	80	----	----
039	2	---	---	60	-	-	-	70	80	----	----
040	3	22,12	20,19	-	-	100	-	-	-	----	----
041	2	---	20,00	80	-	-	-	150	190	est	est
042	2	---	20,15	80	-	-	-	175	90	est	est
043	2	---	---	80	-	-	-	110	90	ovest	ovest
044	2	---	---	200	-	-	-	135	135	----	----
045	1	21,75	19,65	280	-	-	130	-	-	----	----

NUM. PRDG.	TIPO SEZ.	PC (m s.r.)	QS (m s.r.)	B (cm)	B1 (cm)	D (cm)	H (cm)	H1 (cm)	H2 (cm)	VISTA DA	NOTA
046	2	----	19,80	75	-	-	-	165	140	est	
047	2	----	20,03	75	-	-	-	155	150	est	
048	3	20,68	19,41	-	-	100	-	-	-	---	
049	1	22,28	19,80	250	-	-	100	-	-	overst	
050	1	21,59	19,65	250	-	-	105	-	-	norm	
051	2	----	19,85	70	-	-	-	150	145	est	
052	2	----	20,10	40	-	-	-	170	160	sud	
053	2	----	18,05	30	-	-	-	130	150	sud	
054	2	----	----	40	-	-	-	110	70	norm	
055	2	----	20,03	90	-	-	-	120	120	overst	
056	3	22,18	20,08	-	-	120	-	-	-	---	
057	2	----	19,45	100	-	-	-	160	160	---	
058	2	----	20,07	120	-	-	-	150	200	est	
059	3	21,69	20,10	-	-	100	-	-	-	---	
060	2	----	20,10	90	-	-	-	170	140	norm	

NUM. PRDG.	TIPO SEZ.	PC (m s.r.)	QS (m s.r.)	B (cm)	B1 (cm)	D (cm)	H (cm)	H1 (cm)	H2 (cm)	VISTA DA	NOTA
061	1	22,23	20,25	180	-	-	100	-	-	nord	
062	3	21,69	19,20	-	-	-	215	-	-	nord (sezione assimilata)	
063	1	21,62	19,15	520	-	-	155	-	-	nord	
064	3	19,74	17,95	-	-	-	110	-	-	est (sezione assimilata)	
065	2	----	----	80	-	-	-	80	90	sud	
066	1	----	18,20	300	-	-	180	-	-	est	
067	1	----	18,50	250	-	-	145	-	-	nord	
068	2	----	----	60	-	-	-	110	150	est	
069	2	----	17,2?	30	-	-	-	150	160	nord	
070	1	----	19,7	400	-	-	205	-	-	----	
071	1	----	19,75	120	-	-	120	-	-	----	
072	2	----	----	220	-	-	-	110	110	nord	
073	2	----	19,50	40	-	-	-	135	160	est	
074	2	----	----	40	-	-	-	160	80	sud	
075	1	----	18,5	350	-	-	210	-	-	----	

NUM. PRDG.	TIPO SEZ.	PC (m s.r.)	QS (m s.r.)	B (cm)	B1 (cm)	D (cm)	H (cm)	H1 (cm)	H2 (cm)	VISTA DA	NOTA
076	1	----	18,46	350	-	-	150	-	-	----	
077	3	----	18,35	-	-	-	80	-	-	----	
078	1	20,85	18,24	300	-	-	180	-	-	----	
079	1	----	17,90	200	-	-	150	-	-	----	
080	1	----	17,15	200	-	-	130	-	-	----	
081	2	----	17,18	70	380	-	-	195	210	ovest	
082	2	----	----	30	-	-	-	100	100	----	
083	2	----	16,30	40	250	-	-	130	140	nord	
084	2	----	----	300	-	-	-	180	180	----	
085	1	----	19,60	300	-	-	180	-	-	----	
086	2	----	----	140	-	-	-	130	130	----	
087	2	----	----	170	-	-	-	150	170	est	
088	2	----	20,25	40	-	-	-	140	185	ovest	
089	1	----	17,6	40	-	-	100	-	-	----	
090	2	----	----	40	-	-	-	120	120	----	

NUM. PRDG.	TIPO SEZ.	PC (m s.r.)	QS (m s.r.)	B (cm)	B1 (cm)	D (cm)	H (cm)	H1 (cm)	H2 (cm)	VISTA DA	NOTA
091	1	----	16,95	300	-	-	300	-	-	----	
092	2	----	----	20	-	-	-	80	90	ovest	
093	2	----	20,4	30	-	-	-	160	120	est	
094	1	----	19,00	350	-	-	210	-	-	----	
095	2	----	19,7	30	320	-	-	150	170	nord	
096	1	----	19,30	160	-	-	100	-	-	----	
097	1	----	18,90	300	-	-	225	-	-	----	
098	2	----	----	40	-	-	-	140	110	nord	
099	2	----	----	30	-	-	-	170	160	est	
100	2	----	----	300	-	-	-	270	270	----	
101	2	----	16,6	165	-	-	-	230	230	----	
102	1	----	16,3	350	-	-	200	-	-	----	
103	2	----	----	300	-	-	-	230	230	----	
104	1	----	16,5	150	-	-	180	-	-	----	
105	1	----	16,2	300	-	-	170	-	-	sezione "assimilata"	

NUM. PRDG.	TIPO SEZ.	PC (m s.r.)	QS (m s.r.)	B (cm)	B1 (cm)	D (cm)	H (cm)	H1 (cm)	H2 (cm)	VISTA DA	NOTA
106	2	---	---	130	-	-	-	230	230	---	
107	2	---	---	350	-	-	-	260	260	---	
108	1	---	17,0	600	-	-	200	-	-	---	
109	1	---	16,2	370	-	-	190	-	-	---	
110	1	---	16,15	300	-	-	170	-	-	---	sezione assimilabile
111	1	---	---	220	-	-	170	-	-	---	
112	1	---	---	200	-	-	250	-	-	---	
113	1	---	---	720	-	-	220	-	-	---	
114	2	---	---	350	-	-	-	270	270	---	
115	2	---	---	500	-	-	-	280	280	---	
116	2	---	---	70	-	-	-	135	135	---	
117	2	---	---	210	-	-	-	140	160	---	
118	2	---	---	110	-	-	-	140	140	---	
119	2	---	---	50	-	-	-	170	170	---	
120	2	---	---	40	-	-	-	145	130	ovest	

NUM. PRDG.	TIPO SEZ.	PC (m s.r.)	QS (m s.r.)	B (cm)	B1 (cm)	D (cm)	H (cm)	H1 (cm)	H2 (cm)	VISTA DA	NOTA
121	2	---	---	40	-	-	-	220	280	nord	
122	2	---	---	60	-	-	-	195	195	---	
123	2	---	---	40	-	-	-	155	160	sud	
124	1	---	---	380	-	-	230	-	-	---	
125	2	---	---	30	-	-	-	160	180	ovest	
126	2	---	---	30	-	-	-	150	140	sud	
127	2	---	---	60	-	-	-	130	140	sud	
128	2	---	---	80	-	-	-	170	140	sud	
129	1	---	---	250	-	-	120	-	-	---	
130	2	---	---	140	-	-	-	160	190	sud	
131	2	---	---	40	-	-	-	185	90	sud	
132	1	---	---	200	-	-	170	-	-	---	
133	2	---	---	50	-	-	-	170	110	ovest	
134	2	---	---	50	-	-	-	130	125	est	
135	2	---	---	20	-	-	-	95	70	nord	

NUM. PRDG.	TIPO SEZ.	PC (m s.r.)	QS (m s.r.)	B (cm)	B1 (cm)	D (cm)	H (cm)	H1 (cm)	H2 (cm)	VISTA DA	NOTA
136	2	---	---	50	-	-	-	95	190	sud	
137	2	---	---	100	-	-	-	170	140	ovest	
138	2	---	---	250	-	-	-	150	170	ovest	
139	2	---	---	80	-	-	-	205	80	ovest	
140	2	---	---	50	-	-	-	205	170	ovest	
141	2	---	---	40	-	-	-	95	75	nord	
142	2	---	---	80	-	-	-	190	140	ovest	
143	2	---	---	30	-	-	-	125	140	est	
144	2	---	---	40	-	-	-	155	140	est	
145	2	---	---	30	-	-	-	15	15	nord	
146	2	---	---	80	-	-	-	245	175	ovest	
147	1	---	---	280	-	-	210	-	-	---	
148	2	---	---	60	-	-	-	215	195	nord	
149	2	---	---	40	-	-	-	195	150	sud	
150	2	---	---	40	-	-	-	165	40	ovest	

NUM. PRDG.	TIPO SEZ.	PC (m s.r.)	QS (m s.r.)	B (cm)	B1 (cm)	D (cm)	H (cm)	H1 (cm)	H2 (cm)	VISTA DA	NOTA
151	2	---	---	50	-	-	-	180	205	est	
152	2	---	---	170	-	-	-	180	170	sud	
153	2	---	---	300	-	-	-	210	210	---	
154	2	---	---	40	-	-	-	220	150	est	
155	2	---	---	100	-	-	-	160	140	ovest	
156	2	---	---	80	-	-	-	200	200	---	
157	2	---	---	50	-	-	-	175	180	ovest	
158	2	---	---	90	-	-	-	210	200	ovest	
159	2	---	---	50	-	-	-	235	235	---	
160	2	---	---	40	-	-	-	90	110	sud	
161	2	---	---	30	-	-	-	150	140	sud	
162	2	---	---	40	-	-	-	170	170	---	
163	2	---	---	200	-	-	-	240	240	---	
164	2	---	---	200	-	-	-	230	230	---	
165	2	---	---	80	-	-	-	200	200	---	

NUM. PROG.	TIPO SEZ.	PC (m s.r.)	QS (m s.r.)	B (cm)	B1 (cm)	D (cm)	H (cm)	H1 (cm)	H2 (cm)	VISTA DA	NOTA
166	2	---	---	280	-	-	-	300	300	---	
167	2	---	---	380	-	-	-	350	350	---	
168	2	---	---	60	-	-	-	130	130	---	
169	2	---	---	120	-	-	-	300	300	---	